

2015 NSW Club Census - Club Employment

The NSW registered Clubs industry remains a significant employer.



62,000



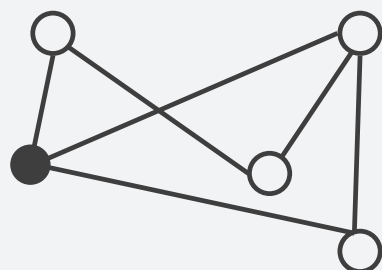
Jobs Supported by Clubs in NSW in 2015

Clubs in NSW employed 41,000 people in 2015. Overall, Clubs supported 62,000 full time equivalent (FTEs) jobs, comprising 28,427 direct FTEs and 33,525 indirect FTEs employed.

\$1.8b



Total Cost of Salaries, Wages and Superannuation Paid by Clubs in NSW in 2015



49%

Share of Direct Jobs Supported by NSW Clubs Located in Regional Areas in 2015



Female: 54%



Male: 46%

54%

Share of Direct Jobs at Clubs in NSW in 2015 Filled by Women

18-24 years: 29%




25-44 years: 40%



45-64 years: 28%



Over 65 years: 2%



Note: The total does not add to 100% due to rounding.

29%

Share of Direct Jobs at Clubs in NSW in 2015 Filled by People Under 25



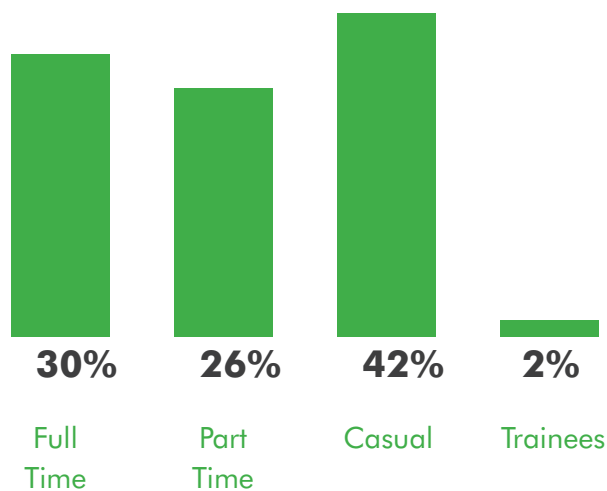
This information has been extracted from, and should be read in conjunction with, the report prepared by KPMG outlining the key findings from the 2015 National Clubs Census. A copy of this report is available at <http://www.clubsnsw.com.au/news/publications/nsw-club-census>.

© 2016 KPMG, an Australian partnership and a member firm of the KPMG network of independent member firms affiliated with KPMG International Cooperative ("KPMG International"), a Swiss entity, All rights reserved. The KPMG name and logo are registered trademarks or trademarks of KPMG International. Liability limited by a scheme approved under Professional Standards Legislation.

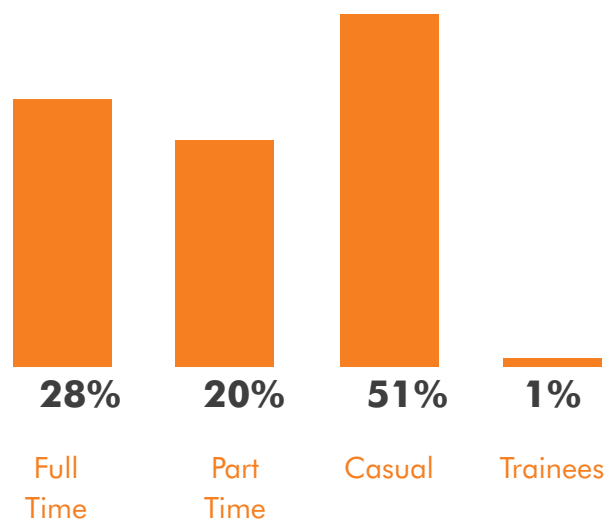
Shifting Away From Part Time Work

2011

2015



Share of direct jobs.



Share of direct jobs.

11,560

Direct Jobs Provided by Clubs in Distress or Serious Distress

Financial distress is measured by EBITDA as a percentage of revenue consistent with the criteria set out by the Independent Pricing and Regulatory Tribunal in 2008.

Estimates of the number of direct jobs provided by Clubs in financial distress are based on the share of Clubs across sizes that showed signs of distress in 2015.

23%

Clubs in NSW Engaging Contractors in 2015

\$242 million

Expenditure on Contractors by Clubs in NSW in 2015